

## Product Discontinuation Notices

March 1, 2011

Servomotors / Servo Drivers

No. 2011100E

### Discontinuation Notice of U series parameter unit and blanket R88A-PR02U, -PR03U, -TK01U, -TK02U

#### Product Discontinuation

#### Recommended Replacement



R88A-PR02U  
R88A-PR03U  
R88A-TK01U  
R88A-TK02U

R88A-PR02G  
  
R88A-TK01G  
R88A-TK02G  
R88A-TK03G

**Discontinuation date : The end of October, 2011**

#### Caution on recommended replacement

It must need to change from U series to G series servo, when you use these replace models.

#### Difference from discontinued product

Model	Body Color	Dimensions	Wire connection	Mounting Dimensions	Characteristics	Operation ratings	Operation methods
R88A-PR02G	*	--	--	--	**	--	--
R88A-TK01G	*	--	--	--	-	-	-
R88A-TK02G	*	--	--	--	-	-	-
R88A-TK03G	*	--	--	--	-	-	-

\*\* : Fully compatible

\* : The change is a little/Almost compatible

-- : Not compatible

- : No corresponding specification

## Product Discontinuation and recommended replacement

Product discontinuation	Recommended replacement
R88A-PR02U	R88A-PR02G
R88A-PR03U	No replacement. G series driver had this function.
R88A-TK01U	R88A-TK01G in case of 100V: 50-100W, 200V: 50-200W
	R88A-TK02G in case of 100V: 200W, 200V: 400W
R88A-TK02U	R88A-TK03G

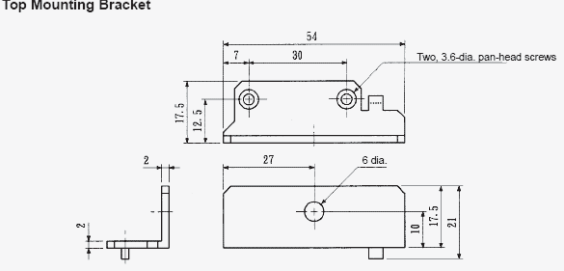
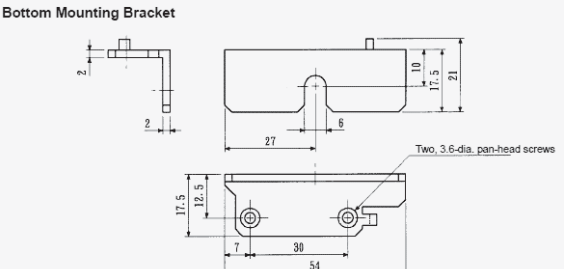
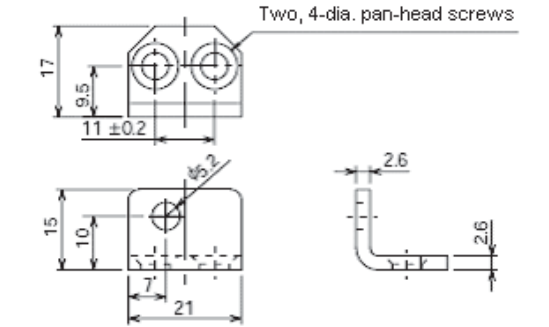
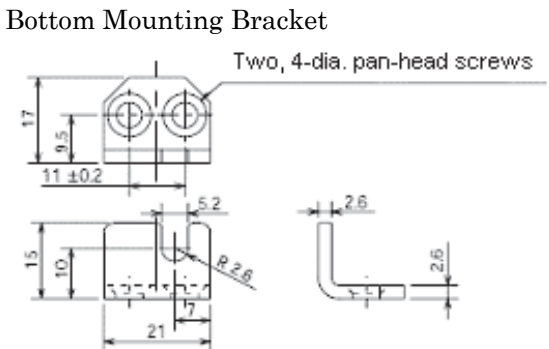
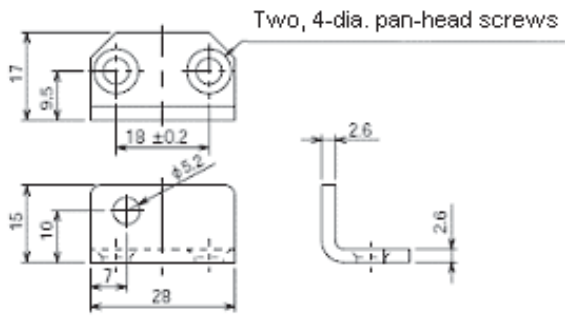
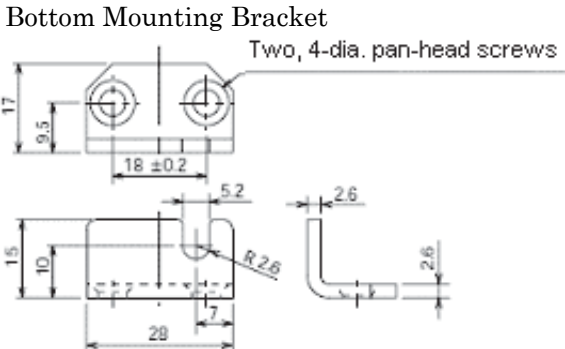
## Body color

Product discontinuation	Recommendable replacement
R88A-PR[]U: White R88A-TK[]U: Metal	R88A-PR02G: White R88A-TK[]G: Metal

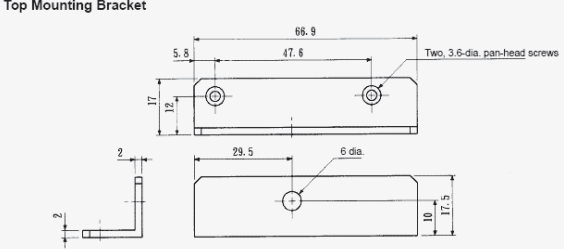
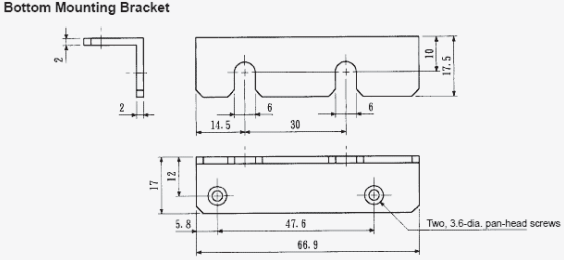
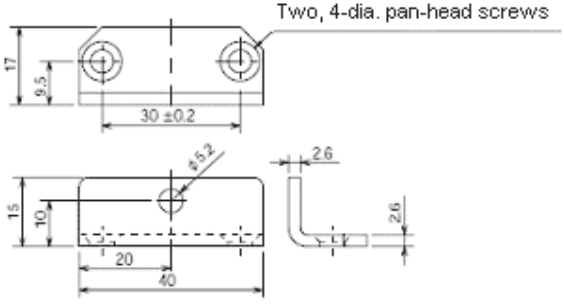
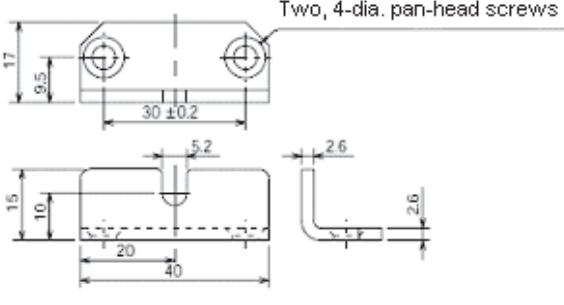
## Dimensions

Product discontinuation	Recommendable replacement
<p><b>R88A-PR02U</b></p> <p><b>R88A-PR03U</b></p>	<p><b>R88A-PR02G</b></p>

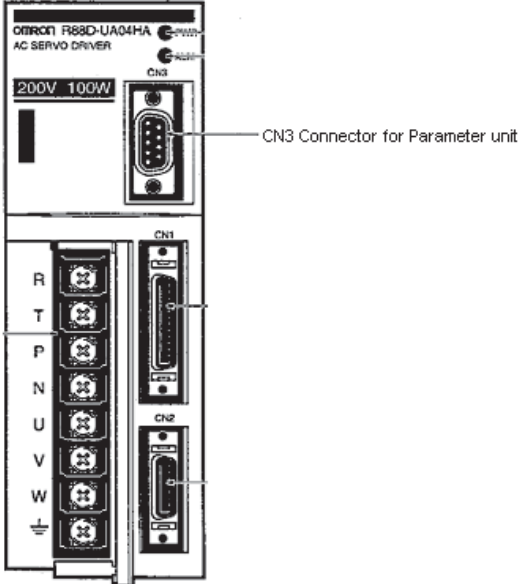
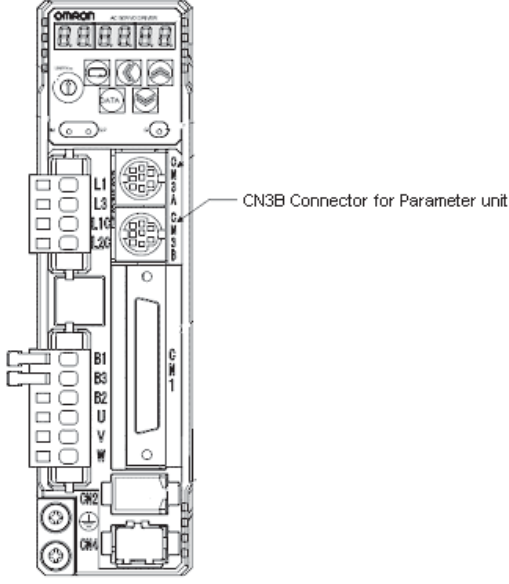
# Dimensions

Product discontinuation	Recommendable replacement
<p><b>R88A-TK01U</b></p> <p>Top Mounting Bracket</p>  <p>Bottom Mounting Bracket</p> 	<p><b>R88A-TK01G</b></p> <p>Top Mounting Bracket</p>  <p>Bottom Mounting Bracket</p>  <p><b>R88A-TK02G</b></p> <p>Top Mounting Bracket</p>  <p>Bottom Mounting Bracket</p> 

# Dimensions

Product discontinuation	Recommendable replacement
<p><b>R88A-TK02U</b></p> <p>Top Mounting Bracket</p>  <p>Bottom Mounting Bracket</p> 	<p><b>R88A-TK03G</b></p> <p>Top Mounting Bracket</p>  <p>Bottom Mounting Bracket</p> 

## Wire Connection

Product discontinuation R88A-PR02U/03U	Recommendable replacement R88A-PR02G																																																															
<p><b>Connector</b></p>  <p style="text-align: right;">CN3 Connector for Parameter unit</p> <p><b>CN3 Specification</b></p> <table border="1"> <thead> <tr> <th>Pin No.</th> <th>Signal name</th> <th>Function</th> <th>I/O Interface</th> </tr> </thead> <tbody> <tr> <td>1</td> <td>TXD+</td> <td>Transmission data +</td> <td>This is the send data line-driver output to the Parameter Unit (or a personal computer).</td> </tr> <tr> <td>2</td> <td>TXD-</td> <td>Transmission data -</td> <td></td> </tr> <tr> <td>3</td> <td>RXD+</td> <td>Reception data +</td> <td>This is the send data line-driver input from the Parameter Unit (or a personal computer).</td> </tr> <tr> <td>4</td> <td>RXD-</td> <td>Reception data -</td> <td></td> </tr> <tr> <td>5</td> <td>PRMU</td> <td>Unit switching</td> <td>This is the switching terminal for a Parameter Unit or personal computer. If the pin is open, it is for a personal computer. If connected to +5V, it is for a Parameter Unit.</td> </tr> <tr> <td>6</td> <td>RT1</td> <td>Termination resistance enabled/disabled</td> <td>This is the termination resistance terminal for the line receiver. For 1-to-1 communications or for the final Servo Driver, short-circuit RT1-RT2.</td> </tr> <tr> <td>7</td> <td>RT2</td> <td></td> <td></td> </tr> <tr> <td>8</td> <td>+5V</td> <td>+5 V output</td> <td>This is the +5 V output to the Parameter Unit.</td> </tr> <tr> <td>9</td> <td>GND</td> <td>Ground</td> <td></td> </tr> </tbody> </table>	Pin No.	Signal name	Function	I/O Interface	1	TXD+	Transmission data +	This is the send data line-driver output to the Parameter Unit (or a personal computer).	2	TXD-	Transmission data -		3	RXD+	Reception data +	This is the send data line-driver input from the Parameter Unit (or a personal computer).	4	RXD-	Reception data -		5	PRMU	Unit switching	This is the switching terminal for a Parameter Unit or personal computer. If the pin is open, it is for a personal computer. If connected to +5V, it is for a Parameter Unit.	6	RT1	Termination resistance enabled/disabled	This is the termination resistance terminal for the line receiver. For 1-to-1 communications or for the final Servo Driver, short-circuit RT1-RT2.	7	RT2			8	+5V	+5 V output	This is the +5 V output to the Parameter Unit.	9	GND	Ground		<p><b>Connector</b></p>  <p style="text-align: right;">CN3B Connector for Parameter unit</p> <p><b>CN3B Specification</b></p> <table border="1"> <thead> <tr> <th>Pin No.</th> <th>Symbol</th> <th>Name</th> <th>Function/Interface</th> </tr> </thead> <tbody> <tr> <td>3</td> <td>TXD</td> <td>RS-232 send data</td> <td>Send data output to the Parameter Unit or personal computer</td> </tr> <tr> <td>4</td> <td>GND</td> <td>Ground</td> <td>---</td> </tr> <tr> <td>5</td> <td>RXD</td> <td>RS-232 receive data</td> <td>Receive data input from the Parameter Unit or personal computer</td> </tr> <tr> <td>7</td> <td>B+</td> <td>RS-485 communications data</td> <td rowspan="2">Communications data interface between Servo Drives</td> </tr> <tr> <td>8</td> <td>A-</td> <td></td> </tr> </tbody> </table>	Pin No.	Symbol	Name	Function/Interface	3	TXD	RS-232 send data	Send data output to the Parameter Unit or personal computer	4	GND	Ground	---	5	RXD	RS-232 receive data	Receive data input from the Parameter Unit or personal computer	7	B+	RS-485 communications data	Communications data interface between Servo Drives	8	A-	
Pin No.	Signal name	Function	I/O Interface																																																													
1	TXD+	Transmission data +	This is the send data line-driver output to the Parameter Unit (or a personal computer).																																																													
2	TXD-	Transmission data -																																																														
3	RXD+	Reception data +	This is the send data line-driver input from the Parameter Unit (or a personal computer).																																																													
4	RXD-	Reception data -																																																														
5	PRMU	Unit switching	This is the switching terminal for a Parameter Unit or personal computer. If the pin is open, it is for a personal computer. If connected to +5V, it is for a Parameter Unit.																																																													
6	RT1	Termination resistance enabled/disabled	This is the termination resistance terminal for the line receiver. For 1-to-1 communications or for the final Servo Driver, short-circuit RT1-RT2.																																																													
7	RT2																																																															
8	+5V	+5 V output	This is the +5 V output to the Parameter Unit.																																																													
9	GND	Ground																																																														
Pin No.	Symbol	Name	Function/Interface																																																													
3	TXD	RS-232 send data	Send data output to the Parameter Unit or personal computer																																																													
4	GND	Ground	---																																																													
5	RXD	RS-232 receive data	Receive data input from the Parameter Unit or personal computer																																																													
7	B+	RS-485 communications data	Communications data interface between Servo Drives																																																													
8	A-																																																															

## Characteristics

Product discontinuation R88A-PR02U/03U	Recommendable replacement R88A-PR02G																								
<table border="1"> <thead> <tr> <th>Item</th> <th>Standards</th> </tr> </thead> <tbody> <tr> <td>Operating ambient temperature</td> <td>0°C to 55°C</td> </tr> <tr> <td>Storage ambient temperature</td> <td>-10°C to 75°C</td> </tr> <tr> <td>Operating ambient humidity</td> <td>35% to 85% RH (with no condensation)</td> </tr> <tr> <td>Storage ambient humidity</td> <td>35% to 85% RH (with no condensation)</td> </tr> <tr> <td>Storage and operating atmosphere</td> <td>No corrosive gasses.</td> </tr> <tr> <td>Vibration resistance</td> <td>4.9 m/s<sup>2</sup> max.</td> </tr> </tbody> </table>	Item	Standards	Operating ambient temperature	0°C to 55°C	Storage ambient temperature	-10°C to 75°C	Operating ambient humidity	35% to 85% RH (with no condensation)	Storage ambient humidity	35% to 85% RH (with no condensation)	Storage and operating atmosphere	No corrosive gasses.	Vibration resistance	4.9 m/s <sup>2</sup> max.	<table border="1"> <thead> <tr> <th>Item</th> <th>Specifications</th> </tr> </thead> <tbody> <tr> <td>Ambient operating temperature and humidity</td> <td>0 to 55°C, 90% RH max. (with no condensation)</td> </tr> <tr> <td>Ambient storage temperature and humidity</td> <td>-20 to 80°C, 90% RH max. (with no condensation)</td> </tr> <tr> <td>Operating and storage atmosphere</td> <td>No corrosive gases</td> </tr> <tr> <td>Vibration resistance</td> <td>5.9 m/s<sup>2</sup> max.</td> </tr> </tbody> </table>	Item	Specifications	Ambient operating temperature and humidity	0 to 55°C, 90% RH max. (with no condensation)	Ambient storage temperature and humidity	-20 to 80°C, 90% RH max. (with no condensation)	Operating and storage atmosphere	No corrosive gases	Vibration resistance	5.9 m/s <sup>2</sup> max.
Item	Standards																								
Operating ambient temperature	0°C to 55°C																								
Storage ambient temperature	-10°C to 75°C																								
Operating ambient humidity	35% to 85% RH (with no condensation)																								
Storage ambient humidity	35% to 85% RH (with no condensation)																								
Storage and operating atmosphere	No corrosive gasses.																								
Vibration resistance	4.9 m/s <sup>2</sup> max.																								
Item	Specifications																								
Ambient operating temperature and humidity	0 to 55°C, 90% RH max. (with no condensation)																								
Ambient storage temperature and humidity	-20 to 80°C, 90% RH max. (with no condensation)																								
Operating and storage atmosphere	No corrosive gases																								
Vibration resistance	5.9 m/s <sup>2</sup> max.																								

**Operation ratings**

<b>Product discontinuation R88A-PR02U/03U</b>				<b>Recommendable replacement R88A-PR02G</b>	
Communi- cations specifica- tions	<b>Model</b>	<b>R88A-PR02U</b>	<b>R88A-PR03U</b>	<b>Item</b>	<b>Specifications</b>
	Standard	RS-232C	RS-422A	Standard	RS-232
	Communications method	Asynchronous (ASYNC)		Communications method	Asynchronous (ASYNC)
	Baud rate	2,400 bps		Baud rate	9,600 bps
	Start bits	1 bit		Start bits	1 bit
	Data	8 bits		Data	8 bits
	Parity	None		Parity	None
	Stop bits	1 bit		Stop bits	1 bit